

A BUSINESS SUCCESS ON
DRAGONS'
DEN

duvalley[®]
FOR A BETTER DAY

MATTRESS & BED RANGE



2022

CONTENTS

Introduction	4
Easysleep - Bedtime luxury in a box	6
Wooltec - Nature reinvented	10
HD Collection - Ultimate luxury	16
Flowtex - Graphite cooling concept	24
Divan options	28
Headboards	30



WELCOME

Duvalay is a leading mattress and bedding manufacturer based in the heart of Yorkshire. Founded in 2003 by Alan and Elizabeth Colleran, the company became a household name following its successful appearance on BBC's Dragons' Den (2011), where they secured investment by logistics entrepreneur Hilary Devey OBE.

The company manufactures a wide range of mattresses, toppers, and pillows for the furniture retail, leisure and hospitality industries. Duvalay also sells globally, with distribution in Korea, Hong Kong, America and Europe.

Duvalay's 80+ staff are committed to providing quality, handmade sleep products and the highest levels of service to the company's customer base.

WHAT WE SUPPORT

Duvalay has signed up to be a member of the NBF's 'pledge for our planet scheme'. The five-point pledge signifies Duvalay's commitment to continual environmental improvement through eco-friendly product design and green led manufacturing.

In 2021, Duvalay signed up to be a contributor to One Tree Planted and has committed to planting one tree for every one of our patented memory foam sleeping bags sold. Closer to home, Duvalay makes a monthly donation to Zarach which aims to eradicate child sleep poverty within our Leeds area.

A collection of modern mattresses packed with the newest in sleep technologies and designed with everyone in mind. This mattress range is compressed, rolled and shipped in a neat box for quick efficient delivery and easy handling. Simply unbox, unroll and sleep.



EASYSLEEP ONE

COMFORT GRADE: FIRM

Our open-cell memory foam gives a flexible sleep surface that adjusts to you throughout the night, ensuring the mattress breathes and doesn't feel warm like traditional memory foam sometimes can. Finished off with a silky smooth knitted cover for a great feel and maximum comfort.



POCKET SPRING SUPPORT

Individually encased pocket springs giving perfect postural support ensuring you wake up refreshed and revitalised each and every morning.



HYBRID DESIGN

The hybrid design of Flowtex mattresses utilises the best technologies of both foam and springs for enhanced comfort and durability.



FRESHTEC COOL SLEEP CONCEPT

Freshtec foam offers moisture management, breathability, and total sleep comfort with 30x the airflow than a traditional memory foam mattress.



ROLLED AND DELIVERED IN A BOX

This mattress range is compressed, rolled and shipped in a neat box for quick efficient delivery and easy handling.



FREE AND FAST DHD DELIVERY

Send us the order and we do the rest, delivered straight to the customer's door.



HYPOALLERGENIC

All Duvalay mattresses are fully hypoallergenic and perfect for allergy sufferers.



EXTRA BREATHABILITY

A 3D mesh border aids with breathability and enables air to flow through the mattress more freely – Keeping the mattress fresh and cool.



HIGH QUALITY MEMORY FOAM

Our Easysleep mattress contains only the highest density memory foam to cradle and ease the bodies aches and pains.

SIZES AVAILABLE



Single



Small Double



Double



King

DEPTH



20cm (all sizes)

FEATURES & BENEFITS

High quality memory foam

Body moulding memory foam soothes the body as you sleep

Extra breathability

Open-cell memory foam lets the mattress breathe

Lumbar support

Supportive foam core provides excellent lumbar support

Soft knitted cover

Offers a smooth, comfortable sleeping surface

Easycare

No need to flip, just rotate occasionally

EASYSLEEP TWO

COMFORT GRADE: Medium

Our superior ‘S-Line’ pocket springs adapt to your body’s individual curves and shapes, providing support to any area your body needs it the most. The advanced technology memory foam cradles and relieves pressure points that build up throughout your day, giving you a refreshing nights sleep.



SIZES AVAILABLE

- S** Single
- SD** Small Double
- D** Double
- K** King

DEPTH

 23cm (all sizes)

FEATURES & BENEFITS

‘S-Line’ pocket springs	Give perfect postural support
High quality memory foam	Body moulding memory foam soothes the body as you sleep
Extra breathability	Open-cell memory foam lets the mattress breathe
Lumbar support	Perfect for those with back pain due to the mattresses pressure relieving qualities
Soft knitted cover	Offers a smooth, comfortable sleeping surface
Easycare	No need to flip, just rotate occasionally

EASYSLEEP THREE

COMFORT GRADE: Medium

A unique combination of cooling Freshtec and our superior ‘S-Line’ pocket springs. The cover features 3D mesh ventilation to allow even more air to travel through the mattress as you sleep. Perfect for people that sleep hot, this mattress will keep you cool, fresh and rejuvenated for the day ahead.



SIZES AVAILABLE

- S** Single
- SD** Small Double
- D** Double
- K** King

DEPTH

 23cm (all sizes)

FEATURES & BENEFITS

‘S-Line’ pocket springs	Give perfect postural support
freshtec COOL SLEEP CONCEPT	Outstanding pressure relief whilst its increased airflow properties actively fight heat retention
Extra breathability	3D mesh ventilating border cover aids with mattress airflow
Hybrid design	Offers great pressure relieving qualities
Soft knitted cover	Offers a smooth, comfortable sleeping surface
Easycare	No need to flip, just rotate occasionally



EACH WOOLTEC® MATTRESS USES
21 RECYCLED PLASTIC BOTTLES

DUVALAY® IS
ON TARGET TO PREVENT
180,000 PLASTIC BOTTLES
FROM ENTERING LANDFILL
OR THE SEA PER YEAR



wooltec®

NATURE REINVENTED

An innovative method for blending and bonding lambswool fibres, which gives greater, natural temperature control with increased durability and comfort.

HOW IS WOOLTEC® MADE?



1. Luxurious
Lambswool

2. Technical
innovation

3. Yorkshire
craftsmanship

4. A great
night's sleep

FEATURES & BENEFITS



MADE FROM THE FINEST LAMBSWOOL
Duvalay Lambswool keeps you refreshingly cool in summer and cosy and warm in winter due to its naturally thin and flexible fibre structure.



EXTRA BREATHABILITY
Wooltec is vertically bonded fibre manufactured using cutting edge new technologies, enabling the lambswool to be extra breathable – perfect for hot sleepers.



EXTREMELY DURABLE
These durable fibres are engineered to last, ensuring long lasting comfort and a perfect sleep night after night.



ECO FRIENDLY
Wooltec is uniquely bonded with recycled polymers giving it its unique performance. Incredibly each mattress saves 21 plastic bottles from going to land fill or the ocean.



ORGANIC COTTON SLEEP SURFACE
Every mattress is covered with our luxurious organic cotton fabric, which is grown free from all pesticides and chemicals. It naturally wicks away moisture from the body, giving a cool and fresh sleep.



POCKET SPRING SUPPORT
Individually encased pocket springs giving perfect postural support ensuring you wake up refreshed and revitalised each and every morning.



ENCAPSULATED EDGE SUPPORT
Wooltec mattresses are encased with side edge support ensuring a full edge to edge comfort and support.



HYPOALLERGENIC
All Duvalay mattresses are fully hypoallergenic and perfect for allergy sufferers.

WOOLTEC²⁰⁰⁰

COMFORT GRADE: Firm

Offering outstanding pressure relief and comfort with a natural silky smooth organic cotton cover. The Wooltec 2000 contains soft luxurious body contouring mini pocket springs giving superb postural support with extra breathability.




SIZES AVAILABLE (ALL WOOLTEC MODELS)

(S) Single (SD) Small Double (D) Double (K) King (SK) Super-King

DEPTH

26cm (all sizes)




FEATURES & BENEFITS

1. Soft and sustainable organic cotton cover
2. Luxurious Wooltec breathable fibres
3. Sumptuous support foam
4. 2000 pressure-relieving pocket springs
5. Edge-to-edge support
6. High-quality mattress base

WOOLTEC¹⁵⁰⁰

COMFORT GRADE: Medium

Perfect for those who want extra support and a firmer-feel mattress our 1500 boasts luxurious more supportive springs. Again, with an organic natural cotton cover this is the perfect mattress for those wanting a cooler more breathable natural sleep.




FEATURES & BENEFITS

1. Soft and sustainable organic cotton cover
2. Luxurious Wooltec breathable fibres
3. Sumptuous support foam
4. 1500 pressure-relieving pocket springs
5. Edge-to-edge support
6. High-quality mattress base

WOOLTEC¹⁰⁰⁰

COMFORT GRADE: Soft

A great all rounder with a sumptuous comfortable medium feel. The Wooltec 1000 central core has individually encased luxurious pocket springs and a super soft organic natural cotton cover for a cooler fresher night's sleep.



FEATURES & BENEFITS

1. Soft and sustainable organic cotton cover
2. Luxurious Wooltec breathable fibres
3. Sumptuous support foam
4. 1000 pressure-relieving pocket springs
5. Edge-to-edge support
6. High-quality mattress base

revive


Engineered with sustainable, environmentally friendly materials to be breathable, cool and supportive right to the mattresses edge, our Revive collection gives you cloud like comfort that doesn't cost the earth. Each Revive mattress uses an average of 85 repurposed plastic bottles during manufacturing.



REVIVE¹⁰⁰⁰

COMFORT GRADE: Medium Soft

Providing a gentle comfort but with no loss of body support, this mattress that enables you to sink into the wonderfully soft, environmentally friendly comfort fillings and experience a consistently comfortable nights sleep.




FEATURES & BENEFITS

1. 'Cloud' sleep surface – tufted, soft knitted cover
2. Pure new wool layer that keeps you warm in winter and cool in summer
3. Cotton layer that wicks away moisture from the body
4. Soft and breathable Eco-comfort fibre
5. 1000 pocket springs provide ample body support
6. Firmer perimeter springs provide edge-to-edge sleep surface

REVIVE²⁰⁰⁰

COMFORT GRADE: Medium Firm

Perfect for those that prefer a firmer more supportive nights sleep with 2000 individually encased pocket springs providing targeted support to the bodies lumbar support. Topped with natural, environmentally friendly Wool.



FEATURES & BENEFITS

1. 'Cloud' sleep surface – tufted, soft knitted cover
2. Pure new wool layer that keeps you warm in winter and cool in summer
3. Cotton layer that wicks away moisture from the body
4. Soft and breathable Eco-comfort fibre
5. 2000 pocket springs provide ample body support
6. Firmer perimeter springs provide edge-to-edge sleep surface
7. Mini pocket springs provide small adjustments in support.

SIZES AVAILABLE (BOTH REVIVE MODELS)

DEPTH

S Single
 SD Small Double
 D Double
 K King
 SK Super-King
 ZL Zip & Link

29cm (all sizes)



POCKET SPRING SUPPORT

Individually encased pocket springs giving perfect postural support ensuring you wake up refreshed and revitalised each and every morning.



ECO FRIENDLY

Designed to give the minimum environmental impact without compromising on comfort, durability, or support. The Revive mattress is 100% recyclable and prevents 40+ plastic bottles going to landfill with each mattress.



REINFORCED EDGE SUPPORT

Firmer perimeter edge springs provide ample edge support and prevent a 'roll off' feel to the mattress.



MICRO POCKET SPRINGS

The micro springs provide tiny adjustments in the support for your body as you sleep and move at night. Excellent for pressure relief and giving optimum body support.



EXTRA BREATHABILITY

Our eco comfort fibres are soft, durable and designed to be extra breathable – allowing more air to circulate while you sleep and keep you cool and fresh all night.



PURE NEW WOOL

Wool can regulate temperature and moisture to enhance the sleeping experience. Whilst being naturally fire retardant and grows sustainably.



'CLOUD' SLEEP SURFACE

A 600g thick knitted cover that is soft, stretchy and extraordinarily comfortable to sleep on. Our cloud cover is breathable and compliments the eco comfort fibres to create a ventilated fresh sleep space.



HAND TUFTED

Hand tufted with wool rosettes to keep all the fillings tightly in place and prolong the lifespan of the mattress.



HD COLLECTION

Our HD Collection allows you to treat yourself to affordable, five-star luxury, helping you spring into each new day feeling refreshed by a great night's sleep.

Six new mattresses have been added to the range – all featuring Wooltec: our innovative combination of traditional natural fillings with a technical twist. Luxurious lambswool fibres are uniquely engineered for extra breathability, durability and comfort; then gently nestled on a bed of 'Midas Touch' pocket springs.

Providing a special combination of responsiveness, comfort and support, these uniquely shaped springs are highly receptive to individual body weights and shapes.

The collection is accompanied by a range of Ottoman and platform-top divan bases – offering a wide variety of storage options and complemented by our selection of headboards.

MidasTouch[®] variable rate pocket springs

Providing a special combination of responsiveness, comfort and support, making them highly receptive to individual body weights and shapes.

wooltec[®] NATURE REINVENTED

An innovative method for blending and bonding lambswool fibres, which gives greater, natural temperature control with increased durability and comfort.

COMFORT GRADE: Firm

COMFORT GRADE: Soft

THIRSK¹⁰⁰⁰ & RICHMOND¹⁰⁰⁰

An absolute comfort necessity for those who want an affordable, luxury mattress, the 'Thirsk' and 'Richmond' invite you to luxuriate on the cool and highly breathable Wooltec fibre layer which cushions the 1000 supportive 'Midas Touch' pocket springs.



Iris headboard with continental drawer base

MALTON²⁰⁰⁰

COMFORT GRADE: Firm

A supreme-quality, firmer-feeling mattress with supportive 'Midas Touch' springs, the 'Malton' is topped with generous layers of nature's finest fillings: cooling cashmere and comforting wool. Promoting natural spinal alignment, the 'Malton' gently soothes away nagging aches and pains.



Wisteria headboard with divan base

SIZES AVAILABLE

- S Single
- ZL Zip & Link
- SD Small Double
- D Double
- K King
- SK Super-King

DEPTH

- 27 27 cm (all sizes)

FEATURES & BENEFITS

1000 MidasTouch pocket springs	Variable rate technology gives an initial soft feel followed by more support as you sink further into the mattress
wooltec	Giving greater natural temperature control, as well as increased durability and comfort
Two rows of hand side stitching	Two rows of traditional hand side stitching that secures the springs to the mattress border and prevents 'roll out'
Air vents	Added air vents to the mattress border increase the air flow, keeping it cool and breathable
No-turn	This mattress is no-turn for easy care
Hand tufted	Hand tufted using wool rosettes to create the perfect finish
Soft viscose cover	Finished with a silky soft viscose fabric cover

SIZES AVAILABLE

- S Single
- ZL Zip & Link
- SD Small Double
- D Double
- K King
- SK Super-King

DEPTH

- 28 28cm (all sizes)

FEATURES & BENEFITS

2000 MidasTouch Pocket springs	Variable rate technology gives an initial soft feel followed by more support as you sink further into the mattress
wooltec	Giving greater natural temperature control, as well as increased durability and comfort
Soft and durable cashmere	Soft and extremely durable whilst offering excellent temperature control
Two rows of hand side stitching	Two rows of traditional hand side stitching that secures the springs to the mattress border and prevents 'roll out'
Air vents	Added air vents to the mattress border increase the air flow, keeping it cool and breathable
No-turn	This mattress is no-turn for easy care
Hand tufted	Hand tufted using wool rosettes to create the perfect finish

HARROGATE²⁰⁰⁰

COMFORT GRADE: Soft

A snug pillow-top mattress with a luxurious cushioning feel, the 'Harrogate' features layers of the finest wool and cashmere on a bed of 'Midas Touch' soft pocket springs. Each one is individually fine-tuned for responsiveness, comfort and support.



Aster headboard with divan base

RIPON³⁰⁰⁰

COMFORT GRADE: Medium

Featuring pressure-relieving 'Midas Touch' pocket springs softened by breathable Wooltec, cashmere and silk, the 'Ripon' embodies affordable luxury. This classic pillow-top mattress is ideal for sleepers who want medium/firm support with an extravagant comfort layer.



Aster headboard with platform top base

SIZES AVAILABLE

- S Single
- ZL Zip & Link
- SD Small Double
- D Double
- K King
- SK Super-King

DEPTH

- 32cm (all sizes)

FEATURES & BENEFITS

2000 MidasTouch pocket springs	Variable rate technology gives an initial soft feel followed by more support as you sink further into the mattress
wooltec	Giving greater natural temperature control, as well as increased durability and comfort.
Soft and durable cashmere	Soft and extremely durable whilst offering excellent temperature control
Two rows of hand side stitching	Two rows of traditional hand side stitching that secures the springs to the mattress border and prevents 'roll out'
Hand tufted	Hand tufted using wool rosettes to create the perfect finish
The finest wool	Naturally springy, comfortable and durable
Air vents	Added air vents to the mattress border increase the air flow, keeping it cool and breathable

SIZES AVAILABLE

- S Single
- ZL Zip & Link
- SD Small Double
- D Double
- K King
- SK Super-King

DEPTH

- 32cm (all sizes)

FEATURES & BENEFITS

3000 MidasTouch pocket springs	Variable rate technology gives an initial soft feel followed by more support as you sink further into the mattress
wooltec	Giving greater natural temperature control, as well as increased durability and comfort.
Luxurious silk	Ultra soft and comfortable. One of nature's most luxurious materials
Soft and durable cashmere	Soft and extremely durable whilst offering excellent temperature control
Two rows of hand side stitching	Two rows of traditional hand side stitching that secures the springs to the mattress border and prevents 'roll out'
Air vents	Added air vents to the mattress border increase the air flow, keeping it cool and breathable
Hand tufted	Hand tufted using wool rosettes to create the perfect finish

HOWDEN³⁰⁰⁰

COMFORT GRADE: Medium/Firm

This extremely comfortable, turnable mattress with supportive 'Midas Touch' springs is filled with generous layers of nature's finest fillings, including cooling cashmere and comforting wool. It features a versatile Summer and Winter side that ensures perfect temperature control whatever the season.



HELMSLEY⁵⁰⁰⁰

COMFORT GRADE: Soft

A soft, luxurious mattress, the 'Helmsley' features our innovative blend of lambswool fibres for added resilience and breathability. Topped with silk and cashmere, it also boasts three rows of traditional hand side stitching for excellent edge-to-edge support.



SIZES AVAILABLE

- S Single
- ZL Zip & Link
- SD Small Double
- D Double
- K King
- SK Super-King

DEPTH

- 28cm (all sizes)

FEATURES & BENEFITS

3000 MidasTouch Pocket springs

Variable rate technology gives an initial soft feel followed by more support as you sink further into the mattress

wooltec

Giving greater natural temperature control, as well as increased durability and comfort

Soft and durable cashmere

Soft and extremely durable whilst offering excellent temperature control

Two rows of hand side stitching

Two rows of traditional hand side stitching that secures the springs to the mattress border and prevents 'roll out'

Air vents

Added air vents to the mattress border increase the air flow, keeping it cool and breathable

Hand tufted

Hand tufted using wool rosettes to create the perfect finish

Summer and winter side

Turnable with cotton side for summer and wool side for winter  

SIZES AVAILABLE

- S Single
- ZL Zip & Link
- SD Small Double
- D Double
- K King
- SK Super-King

DEPTH

- 27cm (all sizes)

FEATURES & BENEFITS

5000 MidasTouch pocket springs

Each spring individually senses your weight and shape to provide total body support and correct spinal alignment

wooltec

Giving greater natural temperature control, as well as increased durability and comfort.

Luxurious silk

Ultra soft and comfortable. One of nature's most luxurious materials

Soft and durable cashmere

Soft and extremely durable whilst offering excellent temperature control

Three rows of hand side stitching

Three rows of traditional hand side stitching that secures the springs to the mattress border and prevents 'roll out'

Air vents

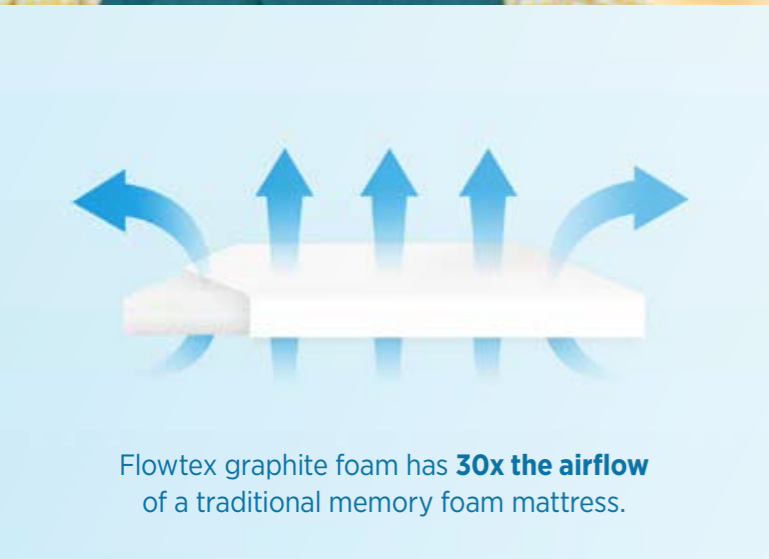
Added air vents to the mattress border increase the air flow, keeping it cool and breathable

Summer and winter side

Turnable with cotton side for summer and wool side for winter  



Graphite in it's raw form



Flowtex graphite foam has **30x the airflow** of a traditional memory foam mattress.



Advanced open cell technology



flowtex™

GRAPHITE COOLING CONCEPT

This hybrid pocket spring mattress range uses the enhanced, natural occurring mineral Graphite to draw heat away from the body. Combined with our open cell technology foam means that Flowtex mattresses allow 30x the airflow through to prevent the body from overheating. Available in a mix of spring counts and comfort feels.

FEATURES & BENEFITS



POCKET SPRING SUPPORT

Individually encased pocket springs giving perfect postural support ensuring you wake up refreshed and revitalised each and every morning.



FLOWTEX GRAPHITE FOAM

Flowtex comfort foam uses natural Graphite particles to filter heat away from the body. Providing a fresh, breathable and cloud like sleeping surface



BREATHABLE AND COOL SLEEP

Flowtex mattresses use open-cell technology which has 30x the airflow of a traditional foam mattress



HAND TUFTED

Hand tufted with wool rosettes to add stability and bind the comfort layers to the mattress core. This also greatly enhances the mattress longevity.



ENCAPSULATED EDGE SUPPORT

Flowtex mattresses are fully encapsulated to ensure a robust edge to edge sleeping surface.



HYPOALLERGENIC

All Duvalay mattresses are fully hypoallergenic and perfect for allergy sufferers.



ORGANIC COTTON SLEEP SURFACE

Every mattress is covered with our luxurious organic cotton fabric, which is grown free from all pesticides and chemicals. It naturally wicks away moisture from the body, giving a cool and fresh sleep.



HYBRID DESIGN

The hybrid design of Flowtex mattresses utilises the best technologies of both foam and springs for enhanced comfort and durability

FLOWTEX²⁰⁰⁰

COMFORT GRADE: Firm


A solid firm mattress with 2000 pocket springs for excellent body support. Perfect for hot sleepers due to the natural graphite particles in the Flowtex cooling foam that draw heat away from the body and provide a fresh, ventilated sleeping environment.



SIZES AVAILABLE
(ALL FLOWTEX MODELS)

- S Single
- ZL Zip & Link
- SD Small Double
- D Double
- K King
- SK Super-King

DEPTH

 26cm (all sizes)


FEATURES & BENEFITS

2000 Pocket Springs	Provides targeted support to the body to ease aches and pains
Flowtex graphite cooling foam	Uses natural graphite particles to draw heat away from the body
Breathability	Open cell foam has 30x the airflow of a traditional foam mattress
Organic cotton cover	Naturally cool and silky smooth to sleep on
Hybrid design	Get the best benefits of a pocket sprung and foam mattress combined in one
Encapsulated springs	For rigid edge support and a true edge to edge sleep surface
Easycare	No need to flip, just rotate occasionally

FLOWTEX¹⁵⁰⁰

COMFORT GRADE: Medium

This hybrid mattress has 1500 medium tension pocket springs to create a great all round mattress to suits most body weights and sizes. Flowtex mattresses are hand tufted with wool rosettes to provide durability and consistency across the mattress surface.




FEATURES & BENEFITS

1. Soft and sustainable organic cotton cover
2. Ultra-finish smooth fibre comfort layer
3. Flowtex Graphite cooling foam
4. 1500 pocket springs
5. Encapsulated edge to edge support
6. High-quality mattress base

FLOWTEX¹⁰⁰⁰

COMFORT GRADE: Soft

A soft, gentle comfort feel with 1000 individually encased pocket springs. The mattress is topped with a natural silky smooth organic cotton for a fresh, cool sleeping surface. To provide a true edge to edge sleeping surface we encapsulate the pocket springs to give the mattress rigid support and a excellent base for the Flowtex graphite cooling foam.



FEATURES & BENEFITS

1. Soft and sustainable organic cotton cover
2. Ultra-finish smooth fibre comfort layer
3. Flowtex Graphite cooling foam
4. 1000 pocket springs
5. Encapsulated edge to edge support
6. High-quality mattress base

DIVAN OPTIONS

Accompany your Duvalay mattress with one of our handmade divan bed bases. We have a stylish range of fabric choices, storage configurations and sizes to suit all requirements.

See below for our wide range of pragmatic storage solutions to optimise every inch of your bedroom space.



Four drawers



Continental – Two large drawers with two small drawers



Two bottom drawers



Two top drawers



Two left drawers



Two right drawers

OTTOMAN

Our 'Ottoman' Divan is expertly designed to give you a large, spacious storage area to de-clutter your bedroom, whilst giving you easy access to your everyday essentials. The Ottoman divan uses a mixture of spring assist and piston hinges and has a huge storage capacity of 70m³.

- Solid timber & MDF construction
- Piston hinges for easy lifting
- Ottoman bases offer huge amount of storage capacity
- 8mm solid reinforced base
- End lift mechanism
- Our standard Ottoman height is 34cm

PLATFORM TOP

Features a solid hardboard top and is perfect for those who prefer a firmer feel to their bed. The base is expertly constructed in supple and lightweight softwood, selected for its resistance and durability. Our craftsmen take their time to ensure every base we produce is perfectly finished.

- Constructed from solid timber
- Gives a firmer feel to your bed
- Glued and screwed drawers
- Available at a standard height of 33cm or at a slim line height of 27cm

SPRUNG EDGE

Our sprung edge divan guarantees a truly luxurious sleep experience, featuring reactive springs which cover every inch of the divan base. The sprung base adds extra support and gives a softer, sumptuous feel while further extending the lifespan of the mattress.

- Soft, supportive edge-to-edge springs
- Constructed from solid timber
- The ultimate luxury Divan
- Glued and screwed drawers
- Our standard sprung edge divan height is 34cm

AVAILABLE SIZES (ALL MODELS)

S Single **ZL** Zip & Link **SD** Small Double **D** Double **K** King **SK** Super-King



Platform top divan with four drawers



Ottoman divan




HEADBOARDS


Every luxuriously upholstered headboard from Duvalay has been designed to add a touch of style and elegance to your sleeping environment.

The range compliments our ottoman and platform-top divan bases perfectly, benefiting from a wide selection of velvet, linen and herringbone fabric choices.

WISTERIA



DIANA



ASTER



ORCHID



DELLA



DAWN



IRIS



GARDENIA



DARCEY



THE duvalay WAY

**We understand the importance of a close working partnership and
a flexible approach to growing your account.**

Please feel free to contact us with any business requirements you may have
on 01924 600757 or alternatively email info@duvalay.co.uk

Liz & Alan

Liz and Alan Colleran
Duvalay Founders



“

*It's the closest
I've come to
sleeping on air*

Liz Burcher, Interiors Editor



“

*Everyone should
have a Duvalay*

Richard Branson *Virgin*

NO.1

*Voted No.1 best
mattress by*

The  INDEPENDENT

“

*Feels as if it should
cost three times as
much as it does*

Kate Hilpern,
The  INDEPENDENT

duvalay®
FOR A BETTER DAY

Call 01924 600757 Email info@duvalay.co.uk www.duvalay.co.uk
Duvalay, Station Lane, Heckmondwike, West Yorkshire, WF16 0NF